







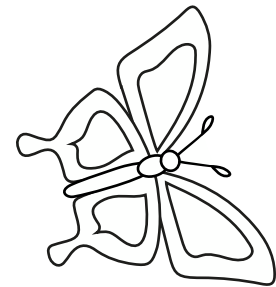
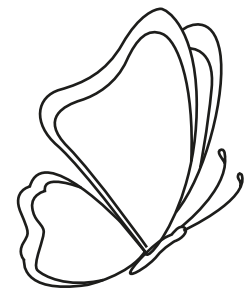





PRIMERO PRIMARIA

EXPRESIÓN ARTÍSTICA



Mes 1



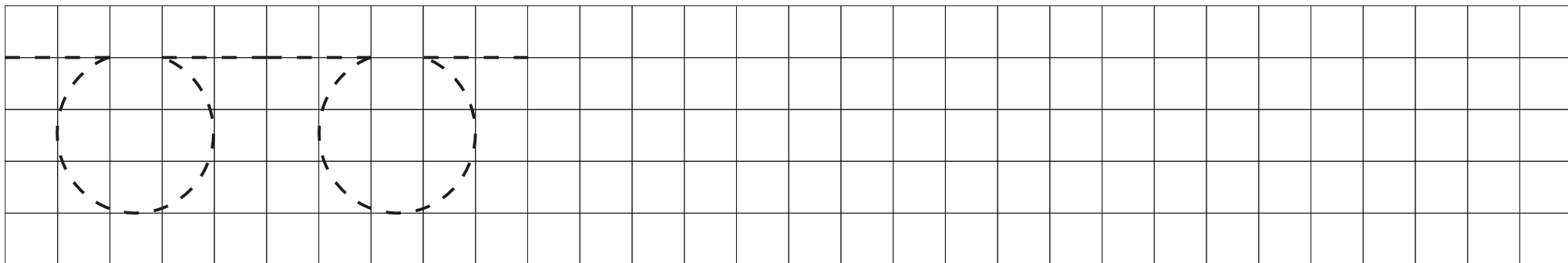
Artes Plásticas




 Coloreo las mariposas que vuelan hacia la derecha. No coloreo el resto.






Siguiendo caminos



 Repaso y completo los trazos.



Artes Plásticas



Trazo con mi dedo índice el camino que recorren la abejita y la mamá osa. Cuando lo haga rápido, repaso cada camino de diferente color.

PRIMERO PRIMARIA


EXPRESIÓN ARTÍSTICA



Mes 2

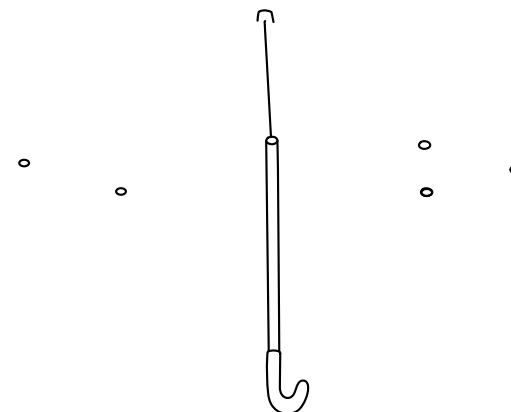
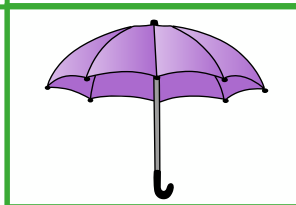


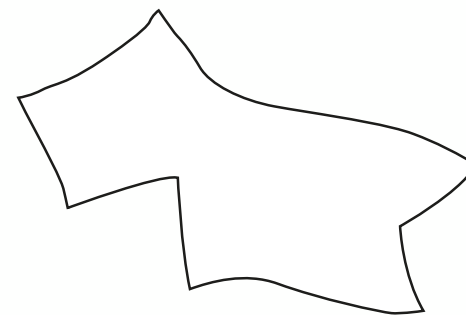
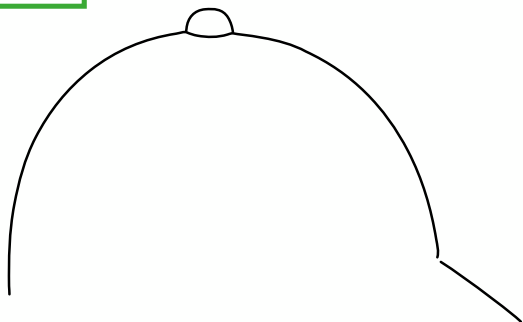
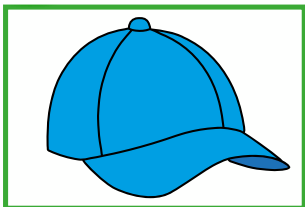
Artes Plásticas

Completo las series de líneas rectas inclinadas.



Artes Plásticas

Completo las figuras de la segunda y tercera fila trazando las líneas rectas inclinadas que faltan.



Completo las figuras trazando las líneas curvas que faltan.


PRIMERO PRIMARIA

EXPRESIÓN ARTÍSTICA




Mes 3

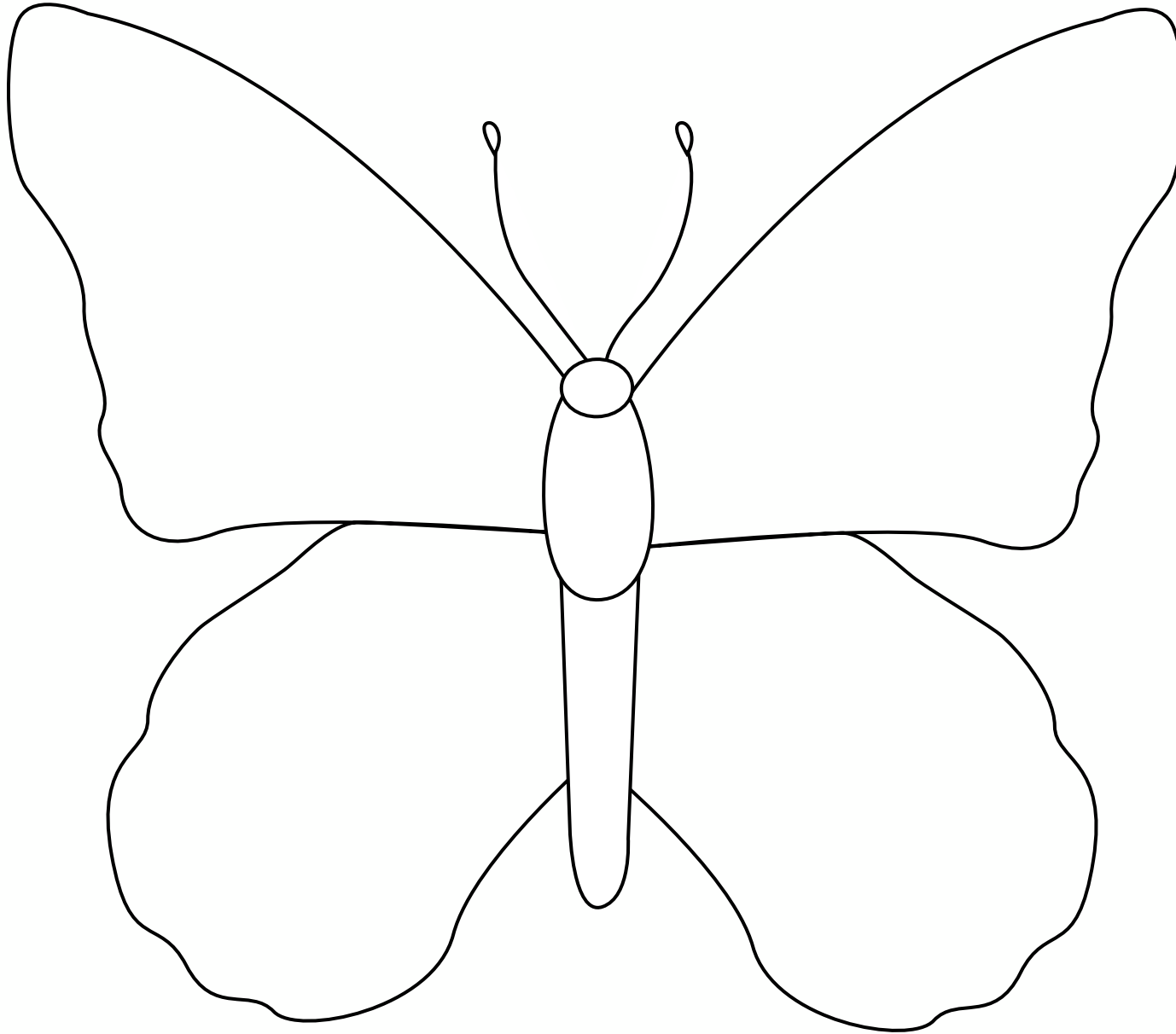
Artes Plásticas




Trazo con una regla líneas inclinadas amarillas sobre el pez, líneas horizontales azules sobre la pecera y líneas rectas verticales rojas sobre el cuadrado de fondo. Observa el ejemplo.

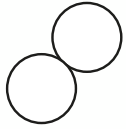


Artes Plásticas

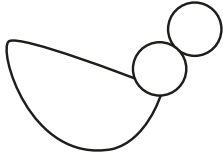


 Decoro la mariposa con pedacitos de papel lustre en forma de triángulos. Utilizo colores primarios.


1




2




3




4




5




6




1




2



3




4




5



6



 Dibuja la hormiguita siguiendo cada paso.