

PRIMERO  
PRIMARIA



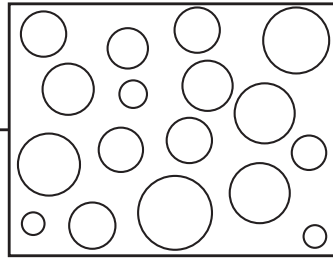
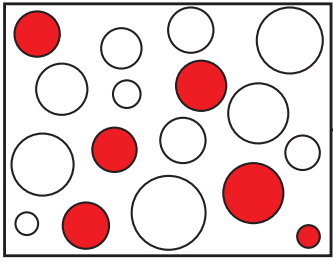
MEJORAMIENTO MÓDULO DOS



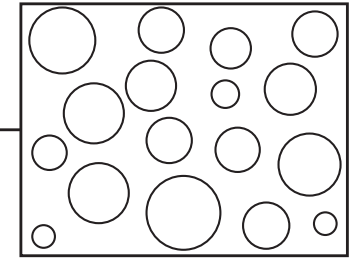
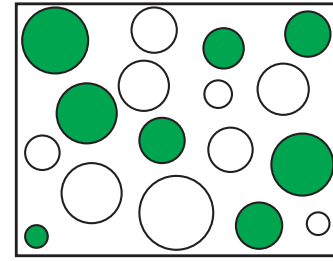
5	1	2	4	5	3	4	1	2	3
3	2	5	1	4	2	1	3	5	4
4	5	3	2	1	4	2	5	3	1
1	2	5	4	3	5	2	1	4	3
5	4	3	2	1	3	5	2	1	4
3	5	1	4	2	4	1	3	5	2



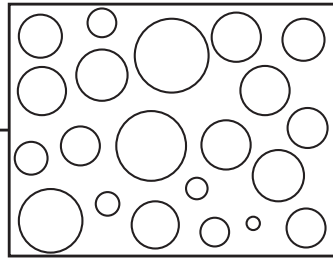
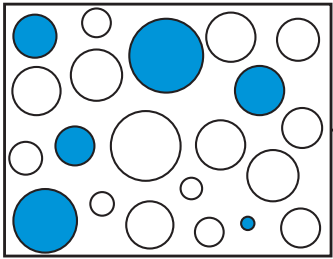
Dibuja alrededor de cada número la figura geométrica correspondiente.



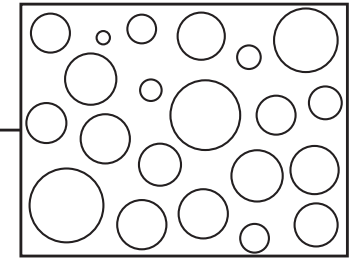
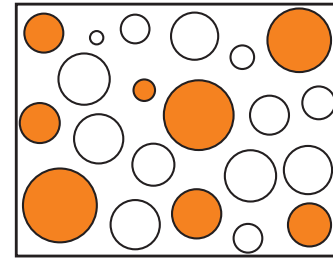
(rojo)



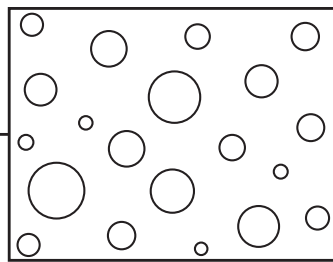
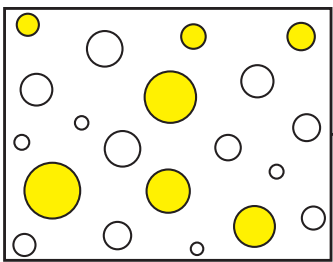
(verde)



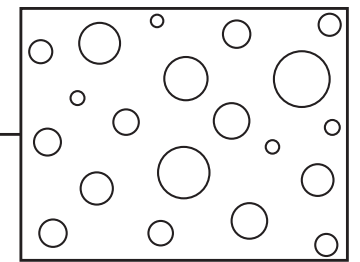
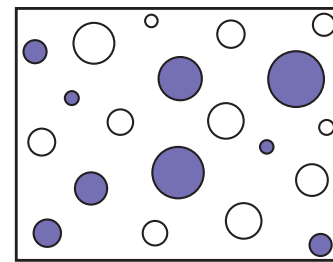
(azul)



(anaranjado)






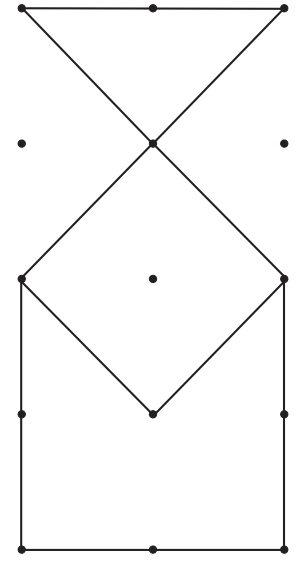
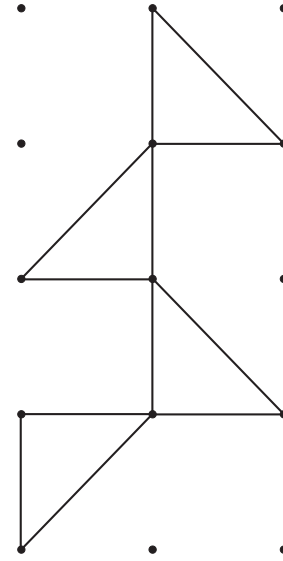
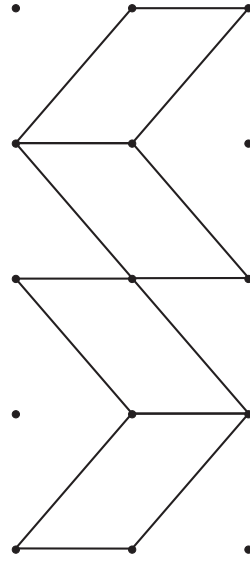
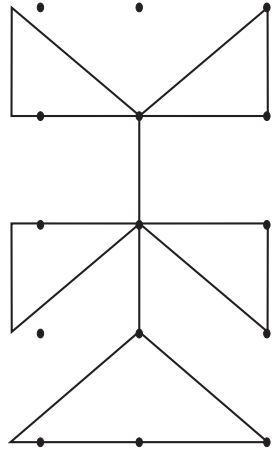
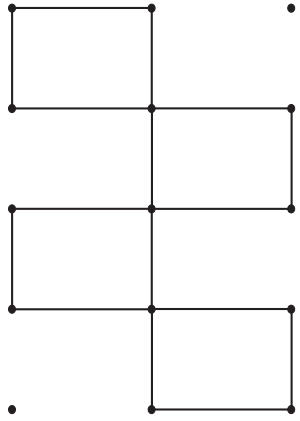
(amarillo)



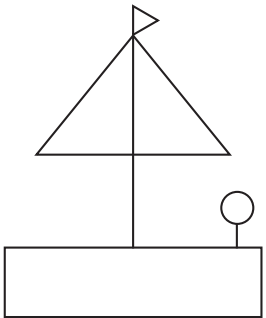
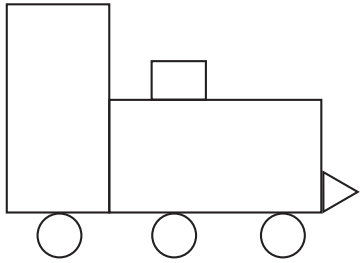

(morado)



Colorea los círculos de acuerdo al modelo y utilizando los colores indicados.



Une los puntos para formar los diseños de arriba. Debes usar regla.



Dibuja por separado cada una de las figuras geométrica que se utilizaron para formar la figura. Luego dibuja la figura original en el último cuadro.



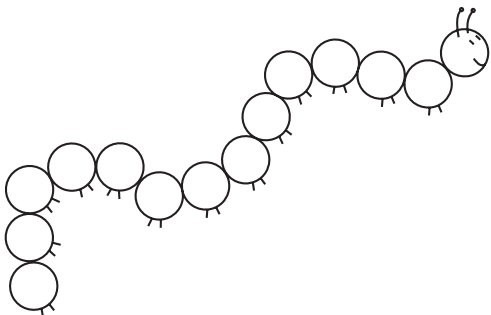
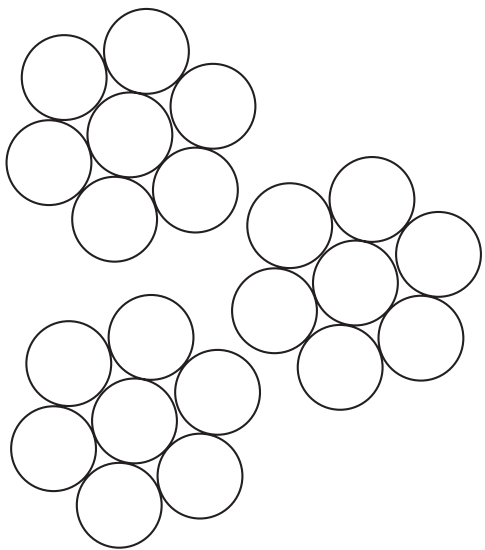
PRIMERO PRIMARIA



ARTES

PLÁSTICAS

MES 5



Copia los dibujos y luego coloréalos.

Tracing practice for curved lines. The page contains eight rows of patterns between horizontal lines. The patterns are: 1) Four groups of three semi-circles. 2) Six groups of three small arches. 3) Five groups of two semi-circles. 4) Eight groups of two semi-circles. 5) Four groups of three semi-circles. 6) Eight groups of two semi-circles. 7) A single continuous wavy line. 8) A single continuous wavy line with more frequent oscillations.



Continúa las series de líneas curvas.



+	x	+	x	+	x														
∩	∪	∩	∪	∩	∪														
>	<	>	<	>	<														
v	^	v	^	v	^														
∪	∩	∪	∩	∪	∩														
x	∪	x	∪	x	∪														
>	∩	>	∩	>	∩														
<	∪	<	∪	<	∪														
v	∩	v	∩	v	∩														
+	^	+	^	+	^														



Continúa las series de líneas rectas y curvas.


PRIMERO  
PRIMARIA








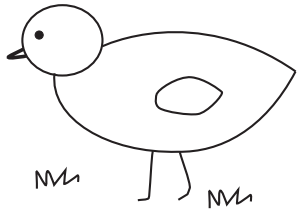
ARTES

PLÁSTICAS

MES 6



Colorea de café los 10 trompos que están a la derecha de las yoyos.  
Y de azul las 10 pelotas que están a la izquierda de los trompos.



Dibuja y colorea los pollitos en diferentes posiciones.